

Kenny & Mason

2 0 2 0



Kenny & Mason

2020



Index

<u>Traditional Collection</u>	<u>16</u>
<u>Thames Collection</u>	<u>26</u>
<u>Discovery Collection</u>	<u>34</u>
<u>Brandwood Collection</u>	<u>44</u>
<u>Kitchen Range</u>	<u>52</u>
<u>Bath Collection</u>	<u>66</u>
<u>Copper & brass bath</u>	<u>76</u>
<u>Porcelain Collection</u>	<u>80</u>
<u>Bathroom Furniture</u>	<u>94</u>
<u>Radiators</u>	<u>104</u>
<u>Curtain Rails</u>	<u>110</u>
<u>Accessories</u>	<u>114</u>
<u>Lavatory Seats</u>	<u>130</u>
<u>Fine Bone China Accessories</u>	<u>134</u>
<u>Lighting Collection</u>	<u>138</u>
<u>Ancillaries</u>	<u>142</u>
<u>Contract and specification projects</u>	<u>148</u>



www.kenny-mason.com



Kenny&Mason

Master tap makers since 1911

En

Kenny&Mason dates back to 1911. The company was founded near Birmingham, a region that had acquired world fame in the production of brassware since the 18th century and is considered the heart of the English brassware industry.

Over the years, *Kenny&Mason* developed an outstanding reputation in the classic sanitary industry. Each of our products is handmade by skilled craftsmen in one of our factories. A *Kenny&Mason* tap takes hours of intensive manual labour; each product has its own soul. They are characterized by the subtle blend of timeless beauty and classic design, advanced technologies and authentic craftsmanship, and the use of the highest quality materials. Worldwide, the collection of *Kenny & Mason* can be found in a variety of projects ranging from exclusive hotel projects to spas and private projects.

Nl

Kenny&Mason vindt zijn oorsprong in 1911 in Birmingham, het hart van de Engelse kranenindustrie. Deze regio verwierf sinds de 18de eeuw zijn wereldfaam in de productie van messing kranen. Over de jaren heen ontwikkelde het zich wereldwijd tot een begrip in de sanitair industrie. Ieder *Kenny&Mason* product wordt handgemaakt door ervaren ambachtslieden in 1 van onze fabrieken en vraagt uren van intensieve handenarbeid waardoor ieder product zijn eigen ziel heeft. Het kenmerkt zich door de subtiele mix van tijdloze schoonheid en design, vooruitstrevende technologieën en authentiek vakmanschap

waarbij steeds gebruik gemaakt wordt van hoogwaardige materialen. Wereldwijd vindt men de collectie van *Kenny&Mason* terug in diverse projecten gaande van exclusieve hotel projecten, tot kuuroorden en private projecten.

Fr

L'origine de *Kenny & Mason* se trouve à Birmingham, épicentre de la robinetterie anglaise. Cette région acquit une réputation mondiale dans la production de robinets en laiton. Au fil des années elle devint une référence en matière d'industrie sanitaire. Chaque pièce de *Kenny & Mason* est produite manuellement par un de nos artisans et exige des heures de travail minutieux. Ce qui procure à chaque produit une authenticité et un charme individuel. Design, beauté intemporelle, technologies de pointe et savoir-faire sont les mots-clés. Seuls les meilleurs matériaux sont utilisés. La collection *Kenny & Mason* se retrouve dans divers projets, qu'il s'agisse d'hôtels exclusifs, centres thermaux et projets privés.

Du

Kenny & Mason geht zurück bis ins Jahr 1911, wo es in der Region um Birmingham, dem Herzen der englischen Messingindustrie, gegründet wurde. Diese Region hat sich seit dem 18 Jahrhundert ihren Weltruhm in der Produktion von Messingware erworben. Im Laufe der Jahre entwickelte die Firma einen hervorragenden Ruf in der klassischen Sanitärindustrie. Jedes *Kenny & Mason* Produkt wird von erfahrenen Handwerkskern in einer unserer Fabriken handgefertigt. Die Herstellung eines

Kenny & Mason Wasserhahns umfasst Stunden intensiver Handarbeit. Daher hat jedes Produkt seine eigene Seele. Unsere Produkte zeichnen sich aus durch die subtile Mischung von zeitloser Schönheit und Design, fortschrittlichen Technologien und authentischer Handwerkskunst, während immer Materialien der höchsten Qualität verwendet werden. Die Kollektion von *Kenny & Mason* kann in einer Vielzahl von Projekten weltweit gefunden werden, von exklusiven Hotels über Wellness-Einrichtungen bis hin zu privaten Projekten.

Ru

Кенни & Мейсон начал производства в 1911, в регионе вокруг Бирмингема, в самом сердце английской промышленности по меди. Этот регион приобрел с 18 века всемирную известность в производстве изделий из меди и разработал отличную репутацию за эти годы. Каждый Кенни & Мейсон продукт сделан специалистами с ручной работы в одном из наших заводов. Производство Кенни и Мейсон крана требует несколько часов интенсивного ручного труда. Поэтому каждый продукт уникальный. Кенни & Мейсон характеризуется красотой и дизайном, производством с передовой технологией и употреблением материалов высшего качества. Во всем мире коллекция Кенни & Мейсон можно найти в различных проектах, начиная от эксклюзивных гостиничных проектов до санаториях и частных проектов.



IT'S A CRAFT

We deliver the highest quality because our craftspeople strive for excellence, from the start of the production process to finishing products by hand. By constantly developing their skills and extending our knowledge, we make sure you get quality far beyond your expectations.

Casting, stamping and turning

Brass has been a popular base material since Roman times. It's still a favourite for all kinds of high-end products today. You'll find it in everything from decorative hardware to the tiny, ultra-precise components used in the watch industry, as well as in the trim automotive companies use to catch your eye. However, it comes into its own in the bathroom; brass is incredibly resistant to corrosion, extremely durable and even serves as a natural disinfectant.

At *Kenny&Mason*, we use time-honoured production techniques to create products with a unique look:

- **Casting:** A process where solid bricks of brass are melted down under high heat. The liquid brass is then poured into a mould to create whatever shape is desired. Once it has cooled, the semi-finished product is sanded to remove any imperfections, then carefully hand-finished.
- **Stamping:** Brass blanks are pressed into a die by a multi-ton press. Painstaking hand-finishing ensures every product is perfect before it leaves our workshop.
- **Turning:** This technique is excellent for shaping cylindrical parts. A brass bar is spun on a lathe, and excess material is removed with a chisel. Hand polishing gives the parts the perfect finish.



FROM THE KINGDOM OF ENGLAND

Centuries ago, in the heart of the British Midlands, the craft of producing porcelain ware was born. Even though the process drastically changed throughout the years, the spirit of the good old days remains at *Kenny&Mason*. It's no coincidence we make the most exquisite porcelain products in the kingdom of England.

Bespoke

What do you do if the world of mass production doesn't have the unique character you've set your heart on? Look for it at *Kenny&Mason*. We specialize in bespoke solutions that meet specific needs—and exceed expectations. All our products are manufactured with high-quality materials, hand-finished by our skilled craftsmen and tested to ensure they perform to the highest standards. Our catalogue offers you excellent insight into our range, but talk to our Sales team about a custom order if you don't find the exact look you're searching for.





FINISHES

All our products are made from solid, low-lead brass. You have a choice of six standard finishes, but special finishes are available upon request. Would you like to know more? Please contact us to discuss what you're looking for.



Chrome



Brushed nickel



Nickel



Polished brass



Old brass



Gold



& MASON
COLD
BRASSWARE



ENGLISH CHINA

You'll find porcelain levers and pastilles on all our products, each with its own specific type of handle. They are all created using traditional methods, with meticulous hand-finishing. Would white, black or crackled china best suit your levers and pastilles? Or would personalized handles better bring your vision to life? Let us know. Our artwork service is always happy to help out.

*“We can also offer
an artwork service to
personalize your handles”*







Traditional Collection



NGT701
Bath - Shower mixer
Deck mounted



NGT701WM
Bath - Shower mixer
Wall mounted



NGT702
4-hole bath set



NGT703
Monoblock basin mixer



NGT704
Monoblock bidet mixer



NGT705
3-hole basin mixer



NGT706
Basin tap (set)
1/2"



NGT707
Bath taps (set)
3/4"



NGT708
3-hole wall mixer



SHOWER
BATH

Kenny & Mason
HOT
BRASSWARE

Kenny & Mason
COLD
BRASSWARE



NGT717
Bibcock tap
COLD/HOT



NGT714
2-hole wall mixer



NGT727
3-hole concealed bath filler



NGT718
1-hole wall mixer
COLD/HOT



NGT715
Manual shower mixer with handset
on sliding rail





NGT905
Manual shower mixer with handset
130mm rose
Without handset NGT908
Optional: 200mm-300mm rose



NGT901
Manual shower valve with handset
130mm rose
Without handset NGT907
Optional: 200mm-300mm rose



NGT902
Thermostatic shower with handset
200mm rose
Without handset NGT906
Optional: 130mm - 300mm rose





NGT904
Concealed thermostatic shower with handset
200mm rose
Also available with ceiling drop down arm

NGT909
Concealed thermostatic shower
200mm rose
Also available with ceiling drop down arm



NGT903
Concealed manual shower valve with handset
130mm shower rose
Also available with ceiling drop down arm

NGT910
Concealed manual shower valve
130mm shower rose
Also available with ceiling drop down arm







Thames Collection



TH001
Thermostatic bath-shower mixer
Deck mounted



TH002
Thermostatic bath-shower mixer
Wall mounted



TH003
Single lever basin mixer



TH004
3-hole basin mixer



TH010
Basin tap
COLD/HOT



TH012
Bibcock tap
COLD/HOT



TH014
Cloakroom mixer



Kenny & Mason





TH006
Thermostatic shower with handset
200mm rose
Optional: 150 - 300mm rose







*“Our Passion
is to create
beautiful
and timeless
bathroom
ware”*





Discovery Collection



NGT1000T
Long nose basin tap
COLD/HOT



NGT1001T
Monoblock basin mixer



NGT1002T
Monoblock bidet mixer



NGT1003T
3-hole basin mixer



NGT1004T
Bibcock tap
COLD/HOT



NGT1005T
3-hole wall mixer



NGT1006T
3-hole basin mixer
with swan neck



NGT1007T
5-hole bath mixer with handset



NGT1008T
3-hole bath mixer





NGT1010T
Bath-Shower mixer
Deck mounted



NGT1011T
Bath-Shower mixer
Wall mounted



NGT1024T
Radiator tap

Handle options:

Teardrop handwheel



White



Black

Handle lever



White




Black



Antique





NGT1012T
Thermostatic shower
200mm rose
Optional: 300mm rose



NGT1013T
Thermostatic shower with handset
200mm rose
Optional: 300mm rose







*“Every product
is manufactured
with respect for
the traditional
techniques with
the finest brass
available”*





Brandwood Collection



NGT3000
Brandwood Cloakroom mixer



NGT3003
Brandwood 2 hole basin mixer - deck mounted



NGT3005
Brandwood 2 hole basin mixer - wall mounted



NGT3001
Brandwood Bath mixer with handset




NGT3006
Brandwood Thermostatic shower
without handset
Also available with ceiling drop down arm



NGT3007
Brandwood Thermostatic shower with handset
Also available with ceiling drop down arm





NGT3008
Brandwood Thermostatic wall bath mixer
with handset



NGT3009
Brandwood Thermostatic wall bath mixer
without handset



NGT3010
Brandwood 2 hole Kitchen mixer



NGT3011
Brandwood 3 hole Kitchen mixer



NGT631
Brandwood Basin waste Click clack 60mm







“The beauty of this timeless design can be found in minimal styling combined with classic materials and finishes”





Kitchen Range

Tradition Collection



NGT709
Monoblock kitchen mixer



NGT716
Kitchen bridge mixer



NGT721
High neck pillar tap
COLD/HOT

Thames Collection



TH015
Single lever kitchen tap



TH016
Single lever kitchen tap
with sprayset



TH017
Kitchen bridge mixer



TH018
3-hole wall kitchen mixer



Discovery Collection



NGT1029T
Kitchen bridge mixer



NGT1037
Block kitchen mixer



NGT1038
Monoblock kitchen mixer



NGT1042T
3-hole kitchen mixer



NGT1046T
Kitchen spray set



NGT1050T
High neck kitchen pillar tap
COLD/HOT



NGT1004T + NGT1023
Bibcock tap with extension
COLD/HOT



NGT1004T + NGT1027
Bibcock tap with upstand
COLD/HOT





NGT2000
Kitchen bridge mixer
Crosstops
Wall mounted NGT2001



NGT2002
Kitchen bridge mixer
White levers
Wall mounted NGT2004



NGT2003
Kitchen bridge mixer
black levers
wall mounted NGT2005



NGT2006
Block kitchen mixer



NGT2015
3-hole kitchen mixer
crosstops



NGT2016
3-hole kitchen mixer
White levers
black levers NGT2017



NGT2008
Block kitchen mixer
crosstops



NGT2012
Highneck pillar tap
COLD/HOT



NGT2018
2-hole kitchen spray set
crosstop
white lever NGT2019 / black lever NGT2020





NGT2002FR
Kitchen bridge mixer
French spout



NGT2006FR
Block kitchen mixer
French spout



NGT2016FR
3-hole kitchen mixer
French spout



KMPW1001
Belfast sink
W595 x D460 x H255 mm
50kg



KMPW1002
Carlow sink
W795 x D465 x H229 mm
65kg



KMPW1000
Ballina sink
W995 x D465 x H229 mm
70kg



KMPW1003
Galway sink
W997 x D470 x H255 mm
80kg



KMPW1004
Wexford sink
W795 x D465 x H228 mm
70kg







*“all our products
are assembled
by hand by one
of our master
craftsmen to
guarantee a
high-end finish”*







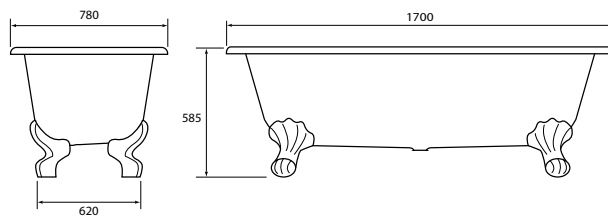


Bath Collection

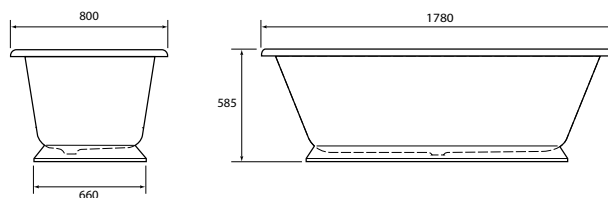
Cast Iron Bathtubs



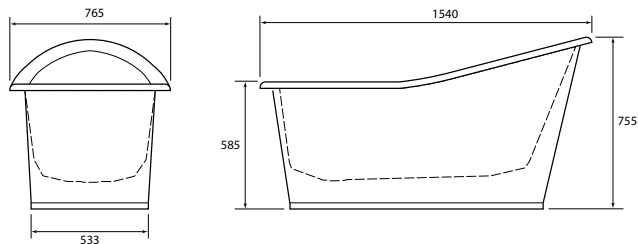
DEV.BA
The Devon
130kg - 190L
Optional: chrome feet



EMP.BA
The Emperor
185kg - 240L



DUT.BA
The Duchess
170kg - 205L

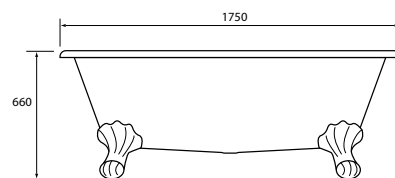
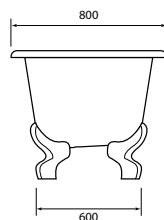




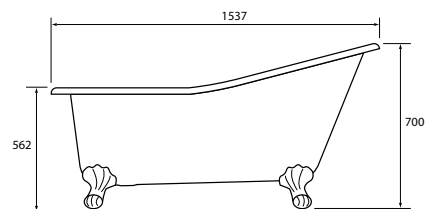

Quarryl Baths



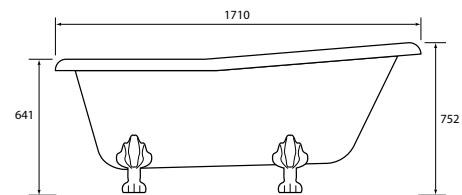

LON.BA
London bath
64kg - 270L



PROV.BA
Provence bath
60kg - 159L
Optional: chrome feet

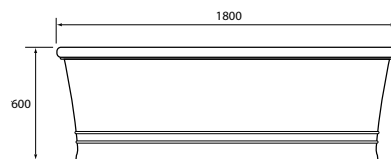



NY.BA
New York Bath
65kg - 200L
Optional: chrome feet

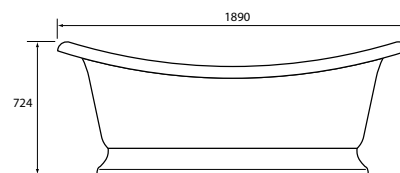
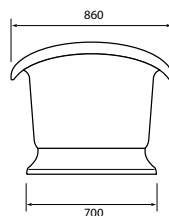




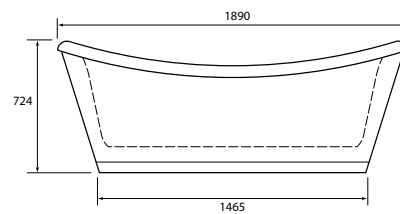
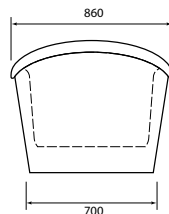
Quarryl Baths



COU.BA
The Countess bath
160kg - 335L



BW.BA
The Big white bath
65kg - 241L



BZ.BA
The Big Zinc
95kg - 241L
Optional skirts: Copper/ Brass / Aluminium











Copper & brass bath



DUBB

The duke Brushed brass
1700 x 710 x 710 mm

Optional skirts: Charcoal black / Brushed
brass / Polished brass / Polished Copper /
Brushed Copper



DUN

The duke Nikkel
1700 x 710 x 710 mm

Optional skirts: Charcoal black / Brushed
brass / Polished brass / Polished Copper /
Brushed Copper



DUPC

The duke Polished copper
1700 x 710 x 710 mm

Optional skirts: Charcoal black / Brushed
brass / Polished brass / Polished Copper /
Brushed Copper



DUTI

The duke Tin
1700 x 710 x 710 mm

Optional skirts: Charcoal black / Brushed
brass / Polished brass / Polished Copper /
Brushed Copper



DUPB

The duke Polished brass
1700 x 710 x 710 mm

Optional skirts: Charcoal black / Brushed
brass / Polished brass / Polished Copper /
Brushed Copper







Porcelain Collection



LON.CB
London cloakroom basin
W400 x D320 mm
Taphole left or right



LON.B + LON.P
London basin with pedestal
W630 x D495 x H900 mm
1 or 3 tapholes



LON.TH
London high level toilet with pull
Horizontal outlet



LON.TMBOC
London monoblock toilet with handle
Bottom outlet
Optional: horizontal outlet



LON.TLC
London low level toilet with handle
Horizontal outlet





LON.RUCB
London round under counter basin
W430 x D430 x H223 mm (external)
with overflow



LON.OUCB
London oval under counter basin
W500 x D370 x H215 mm (external)
with overflow



LON.BB
London bowl
W370 x D370 x H190 mm
with overflow



LON.WH
London wall hung pan
Horizontal outlet



LON.BI
London Bidet





OXF.CB
Oxford Cloakroom basin
W516 x D260 x H225 mm
Taphole left or right



OXF.B
Oxford basin
W640 x D500 x H380 mm
1 or 3 tapholes



OXF.B + OXF.FP
Oxford basin with fluted pedestal
W640 x D500 x H915 mm
1 or 3 tapholes



OXF.B + OXF.PP
Oxford basin with plain pedestal
W640 x D500 x H915 mm
1 or 3 tapholes



OXF.HL
Oxford high level toilet with pull
Horizontal outlet



OXF.TL
Oxford low level toilet with handle
Horizontal outlet









NY.B + NY.P
New York basin with pedestal
W630 x D520 x H900 mm
1 or 3 tapholes



NY.MON
New York monoblock toilet with handle
Horizontal outlet



NY.CB
New York Cloakroom Basin
W523 x D30 x H230 mm
Taphole left or right



NY.BS
New York Basin Stand
W630 x D520 x H900 mm
1 or 3 tapholes











Bathroom Furniture

Oxford Collection



FUNG01
Oxford Vanity unit (taps not included)
W630 x D500 x H920 mm
1 or 3 tapholes



FUNG02
Oxford drawer unit
W250 x D450 x H810 mm



FUNG03
Oxford 1 door wall cabinet with mirror
W600 x D180 x H820 mm



FUNG06
Complete Oxford set (taps not included)
W1500 x D500 x H2100 mm



Holton Collection



HOLT01
 Holton single vanity
 W1240 x D720 x H900 mm
 Top available in oak and carrara marble



HOLT02
 Holton single mirror
 W1340 x D95 x H990 mm
 Natural oak



HOLT03
 Holton mirror cabinet
 W1340 x D240 x H990 mm
 Natural oak



HOLT06
 Holton twin vanity
 W2140 x D720 x H900 mm
 Top available in oak and carrara marble



HOLT07
 Holton twin mirror
 W2240 x D95 x H990 mm
 Natural oak



HOLT08
 Holton twin mirror cabinets
 W2240 x D240 x H990 mm
 Natural oak



HOLT11
 Holton tall cabinet
 W640 x D470 x H2170 mm
 Natural oak



HOLT12
 Holton bath skirt
 W2000 x D900 x H590 mm
 Top available in oak and carrara marble



Middleton Collection



MIDDLE01
Middleton single vanity
W960 x D550 x H950 mm
Top available in carrana marble & bluestone



MIDDLE02
Middleton single mirror
W900 x D95 x H820 mm



MIDDLE03
Middleton single mirror cabinet
W900 x D180 x H820 mm



MIDDLE06
Middleton double vanity
W1600 x D550 x H950 mm
Top available in carrana marble & bluestone



MIDDLE07
Middleton double mirror
W1740 x D95 x H820 mm



MIDDLE08
Middleton double mirror cabinets
W1740 x D180 x H820 mm



MIDDLE12
Middleton bath skirt
W2000 X D900 x H590 mm
Top available in carrana marble & bluestone







*“characterized
by the subtle
blend of timeless
beauty and
design, advanced
technologies
and authentic
craftsmanship
while always
using the
highest quality
materials.”*





Radiators

Towel Heaters



RA.TSCH
The Towelshelf
W675 x D325 x H325 mm
280W@60°C



RA.OX
The Oxford
W600 x D120 x H800 mm
220W@60°C Optional: Electric




RA.LO
The London
W575 x D230 x H870 mm
550W@60°C Optional: Electric



RA.AR
The Art Deco
W550 x D170 x H1250 mm
400W@60°C Optional: Electric



RA.LA
The Lady
W575 x D148 x H1638 mm
405W@60°C Optional: Electric



RA.BL
The Ballet
W675 x D280 x H1600 mm
377W@60°C Optional Electric





RA.MI
The Midland
W523 x D221 x H1000 mm
907W@60°C



RA.DU
The Duke
W500 x D250 x H1638 mm
921W@60°C Optional: Electric



RA.H
The Heater
W739 x D250 x H940 mm
1050W@60°C Optional: Electric



V1
Covershroud for electric heaters



V4
Radiator valve set
Crossstops







Curtain Rails



CR.ST
The straight
2000mm adjustable



CR.TC
The corner
W940 x D940mm



CR.TCR
The corner round
W940 x D940mm



CR.R
The round
Ø775 mm



CR.OV
The Oval
W1275 x D625 x H315 mm







Accessories

Metal stem




NGBR1
Single Hook



NGBR2
Double Hook




NGBR3
Paper holder



NGBR4
Spare paper holder



NGBR5
Towel ring



NGBR11
Glass shelf with rail
407mm



NGBR10
Fine bone china tumbler and holder



NGBR10B
Fine bone china tumbler and holder



NGBR6
Towel rail
705mm



NGBR7
Double towel rail
720mm



NGBR8
Swivel double towel rail
450mm



NGBR12
Oval swivel Bathroom mirror
W500 x H700 mm



NGBR13
Square swivel Bathroom mirror
W600 x H600 mm



NGBR38
Rectangular swivel Cloakroom mirror
W400 x H300 mm



NGBR44
Wall toilet brush holder with ceramic pot
also available in black ceramic



NGBR16
wall toilet brush holder

Metal stem



NGBR17C
Extending wall mounted shaving mirror
only available in chrome




NGBR18C
Wall mounted double armed shaving mirror
Only available in chrome



NGBR19C
Standing shaving mirror
Only available in chrome



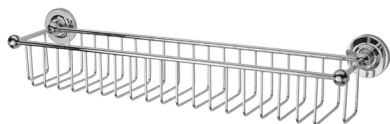
NGBR20
Wall mounted shower basket



NGBR34
Corner basket



NGBR22
Two tier corner basket



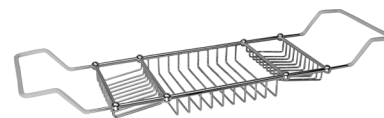
NGBR29
L570mm bottle basket

NGBR45C
L450mm bottle basket

NGBR46C
L350mm bottle basket



NGBR28
Tissue Box
Stainless steel



NGBR23
Bath rack
L680mm-850mm



NGBR14
Free standing paper holder



NGBR15
Free standing spare paper holder



NGBR43
Free standing paper - spare paper and toilet-
brush holder



NGBR21
Wall mounted shower caddy



NGBR36
Standing double towel rail
W740 x D280 x H845 mm



NGBR37
Standing towel rail with bottle basket
W740 x D330 x H845 mm

Metal stem



NGBR31
Wall mounted soap dish



NGBR32
Wall mounted soap dispenser



NGBR39
Brass Lotion bottle



NGBR35
4-layer towel rack



NGBR26
Towel shelf



NGBR27
Grab bar
L485mm



NGBR33
Single robe hook



NGBR9
Robe hook



NGBR42
Built in soap dispenser



NGBR40
5L brass toilet dust-bin



NGBR41
8L brass bathroom dust-bin



Porcelain stem



NGBR10P
Single hook
Porcelain stem



NGBR20P
Double hook
Porcelain stem



NGBR30P
Paper holder
Porcelain stem



NGBR40P
Spare paper holder
Porcelain stem



NGBR50P
Towel ring
Porcelain stem



NGBR100P
Fine bone china tumbler and holder
Porcelain stem



NGBR160P
wall toilet brush holder
Porcelain stem



NGBR440P
Wall toilet brush holder with ceramic pot
Porcelain stem



NGBR200P
Wall mounted shower basket
Porcelain stem



NGBR60P
Towel rail
705mm
Porcelain stem



NGBR70P
Double towel rail
720mm
Porcelain stem



NGBR80P
Swivel double towel rail
450mm
Porcelain stem



NGBR120P
Oval swivel mirror
W 500 x H700 mm
Porcelain stem



NGBR130P
Square swivel mirror
W600 x H600 mm
Porcelain stem



NGBR380P
Rectangular swivel mirror
W400 x H300 mm
Porcelain stem

Porcelain stem



NGBR110P
Glass shelf with rail
407mm
Porcelain stem



NGBR310P
Wall mounted soap dish
Porcelain stem



NGBR320P
Wall mounted soap dispenser
Porcelain stem



NGBR170P
Extending wall mounted shaving mirror
only available in chrome
Porcelain stem



KMB200045
Glue bracket for NGBR-series



Brandwood



KMBR1
Single hook



KMBR3
Toilet roll holder



KMBR4
Spare toilet roll holder



KMBR6
Towel rail 40cm



KMBR6E
Towel rail 60cm




KMBR7
Double towel rail 40cm



KMBR7E
Double towel rail 60cm



KMBR16
Toilet brush



KMBR20
Basket Soap Holder



KMBR39
Soap dispenser







*“Every day
We make it,
We’ll make it
The best we
can”*





Lavatory Seats



KM017
Black Lavatory Seat



KM018
White Lavatory Seat



KM019
Mahogany Lavatory Seat



KM020
Oak Lavatory Seat



KM021
Limed Oak Lavatory Seat



KM022
Old Pine Lavatory Seat



KM025
Walnut Lavatory Seat



KM024
High Gloss Black Lavatory Seat

Are you looking for ultimate comfort? Ask about our bespoke seats programme. Our Sales team will help you decide which woods and models match your personal preferences the best.





Kenny & Mason

Kenny & Mason



Fine Bone China Accessories

Fine Bone China Accessories



NGA1
Wall mounted paper holder



NGA2
Wall mounted soap dish



NGA3
Double soap tray



NGA5
Pedestal soap tray



NGA6
Soap dispenser



NGA7
Lotion dispenser



NGA9
Robe hook



NGA12
Free standing tumbler



NGA11
Soap Tray



NGA10
Toilet brush
Also available in black ceramic NGA10B



NGA13
Cotton wool holder



NGA14
Waste bin 8L
Also available in black ceramic NGA14B

Black Fine Bone China



NGA1B
Wall mounted paper holder



NGA3B
Double soap tray



NGA9B
Robe hook



NGA11B
Soap Tray



NGA12B
Free standing tumbler



NGA13B
Cotton wool holder



Lighting Collection



NPF
New Port furniture light
IP22



MAF
Mango furniture light
IP22



NPL
New Port wall light
IP22



MWL
Mango wall light
IP22



VSWL
Victorian shade wall light
IP22

Thames lighting



TWL
Thames wall light
IP22



TCL
Thames ceiling light
IP22



TPL
Thames kitchen pending light
IP22






Lavatory



NGT713
Underbasin supply cock
500mm tube



CLKMPK
Ceramic P-trap pan connector
D100mm



CLKMST
Ceramic pan connector
D100mm - L230mm



NGT606
Lavatory lever



NGT606PL
Lavatory plain lever



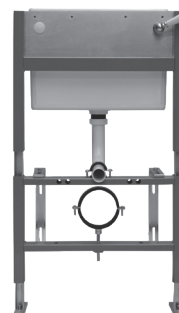
KMB200031
Siphon kit 6L



KMB200032
Siphon kit with eco flush



KMB200035
Lavatory filling system



LON.WHC (White lever)
LON.WHCB (Black lever)
Concealed cistern for
wall hung toilet white handle

Bath



NGT603
Exposed bath waste and
overflow with porcelain plug



NGT602
D40mm - L580mm evacuation tube
and flange



NGT601
P-trap



NGT604
Concealed bath waste and
overflow with porcelain plug



NGT616
Free standing legs



NGT617
Standpipe covers for deck mounted bath taps



Basin



NGT605
Basin waste with porcelain plug



NGT618
26mm S-trap



NGT619
32mm S-trap



NGT620
32mm Bottle trap



NGT713
Underbasin supply cock
500mm tube

Shower



NGT919
130mm shower rose



NGT920
200mm shower rose



NGT921
300mm shower rose







Contract and specification projects

Hotel The Dylan – Amsterdam



The Dylan – Amsterdam
Keizersgracht 384
1016 GB Amsterdam
Netherlands
T: +31(0)20 530 2010
www.dylanamsterdam.com





Contract and specification projects

Hotel De Castillion – Bruges



Hotel De Castillion – Bruges
Heilige Geeststraat 1
8000 Brugge
Belgium
tel. +32 50 34 30 01
www.castillion.be





Contract and specification projects

Barefoot Hotel

Timmendorfer strand



Barefoot Hotel – Timmendorfer strand
Schmilinsky Straße 2
23669 Timmendorfer Strand
Germany
Tel.: +49 4503 760 910 00
www.barefoot.de





Contract and specification projects

*Private residence:
Factory conversion*





Contract and specification projects

Parkhuys B&B



Parkhuys B&B
Van Praetlei 155
2170 Merksem
Belgium
Tel.: +32 498 53 07 48
www.parkhuys.be





Contract and specification projects

Emboo lodge



Emboo
The Maasai Mara National Reserve
Tel.: +254 720 323 701
www.emboo.camp





Contract and specification projects

Boardwalk Boutique Hotel



Boardwalk Boutique Hotel
Bakval 20
Eagle Beach
Aruba
Tel.: +297 5866654
www.boardwalkaruba.com





Contract and specification projects

Belmond - Boat Pivoine & Lilas



Shackleton House
4 Battle Bridge Lane
London, SE1 2HP
England
Tel.: +44 845 077 2222
www.belmond.com



Photos Copyright Belmond



Contract and specification projects

Cleaning instruction

Kenny&Mason tapware and accessories are made from premium quality brass, hand polished and then electroplated in a range of finishes. While Kenny&Mason coatings have a greater thickness and higher quality than usual, please follow these cleaning and care instructions in order to maintain the beauty of the product you have selected and to preserve your warranty.

The ideal care for all fittings is to dry them with a soft cloth after each use. Fittings should be regularly cleaned with warm water or a mild ph-neutral liquid soap and water and polished with a clean soft cloth. A microfiber cloth is gentle and effective for cleaning without scratching and needs only to be dampened to clean the product.

Residue left by personal hygiene products such as liquid soap, tooth paste, shampoo and shower gel can cause damage. Always rinse these off the fittings with clean water immediately after use.

Under no circumstances should harsh cleaning agents containing acidic, caustic or abrasive components or citrus, bleach or alcohol based substances be used to clean these fittings and should not be allowed to remain on metal finishes. Avoid dripping or overspraying such cleaning agents by covering the fixtures with a cloth or towel and metal finishes splashed with these products should be immediately rinsed with clean water and dried.

Do not use abrasive cloths, scouring pads, scrub sponges, steel wool etc as they may damage the surface.

If water causes lime or mineral deposits to build on the finish, place a cloth soaked in white vinegar over the deposits for several hours, then try a liquid soap cleanser. Drying the fitting with a soft cloth after each use will prevent mineral deposits.

Chrome

is the hardest and most durable finish in situations with daily cleaning. It may be cleaned with water or mild soap and water and dried off afterwards. It is still prudent to avoid commercial cleaning products which may contain corrosive chemicals.

Nickel And Brushed Nickel

finishes are known as “living finishes” which over time will develop a natural patina, giving them a distinctive classic look. Nickel and brushed nickel finishes require regular care and it is important to dry these finishes after use. Some water contains minerals that will leave deposits as water spots if allowed to dry on the finish. If this occurs, clean the fitting with soap and water and a soft cloth as above and occasionally give it a very light polish with Autosol (available from automotive suppliers) to restore the original sheen.

Gold

plated products contain real 18 carat gold in the coating and being the softest finish, should be treated as you would treat any piece of fine jewellery. They should only be cleaned with warm water and a mild ph-neutral liquid soap and dried with a chamois leather cloth. Gold plating can be scratched and discoloured by perfumes contained in some soaps and lotions and the finish on a frequently used fitting may over time wear on the handle where it is frequently touched.

Polished Brass And Old Brass

Is a natural uncoated finish and will age to a bronze colour. It can be cleaned with a mild soap and water which will not alter the ageing process. If used in an outdoor environment, the brass may garner some verdigris with greenish tinge in places giving a truly organic look. This will not affect the performance of the product. To stop the ageing the tap can be sprayed with beeswax and polished with a dry cloth.

Warranty terms and conditions

Kenny&Mason consistently produces the finest bath products in the world while providing highly personalized attention and detailed support to make the design and building process as smoothly as possible. Our extensive product range is crafted to simply be superior in every way. Attention to detail, quality and craftsmanship are an instinctive part of our manufacturing process. In every product we make, the mode of manufacture is carefully controlled - to satisfy the most demanding tastes.

Warranty information:

- ✓ On quarryl bath tubs 25 Year
- ✓ On taps and accessories 10 Year
- ✓ On cast Iron bath tubs 10 Year
- ✓ On china 10 Year
- ✓ On cartridges 2 Year

Terms & Conditions

1. All products should be installed in compliance with current water regulations by a fully qualified plumber and access should be allowed for maintenance.
2. All products should be cleaned and maintained in accordance with the manufacturerís recommendations. See the “cleaning instructions” on the previous page.
3. The guarantee does not cover faults caused by incorrect installation, neglect, misuse, wilful damage, wear & tear or inappropriate cleaning, failure to follow any recommended instructions, damage from lime scale or water content and other events outside the manufacturerís control.
4. No costs for replacements or labour will be repaid under this guarantee unless prior written agreement has been obtained from Kenny&Mason.
5. This guarantee does not cover any claims for consequential losses or damage.
6. The guarantee is not transferable and covers the original purchaser only.
7. All claims should be made through the original supplier and be accompanied by a copy of the original invoice.
8. All products should be carefully inspected prior to installation and if any faults are found the product should be returned for exchange and not installed.
9. Due to continuous product development we may not be able to provide a like for like replacement for a faulty product throughout the guarantee period. Should this be the case we will supply the nearest equivalent from the then current range. Under these circumstances we are not liable for any re-fitting difficulties or installation charges.
10. This guarantee is in addition to and does not affect your statutory rights.

Copyright © 2018 - Kenny&Mason International - All rights reserved

Kenny&Mason pursues a policy of continual development and improvement and as such product specifications may be changed without prior notice. All dimensions listed here are only intended as a guide. Kenny&Mason recommend that for absolute clarity in the selection of products, customers visit their nearest Kenny&Mason dealer.



Kenny&Mason sales offices
Fortbaan 72B - 2160 Wommelgem - Belgium
+32-3-3696300

General information & orders
info@kenny-mason.com - www.kenny-mason.com

Fotografie: Claude Smekens - Annick Vernimmen
Frederick Herregods

